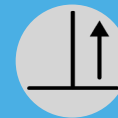
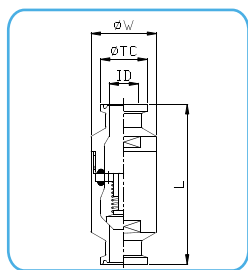


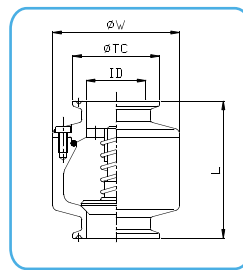
VRO Bio Check Valves



These types of valves are designed to allow the liquid to flow in one direction only, preventing reverse flow and assuring process integrity. They are designed for guaranteeing the highest level of hygiene both internally and externally. These check valves are suitable for vertical or horizontal installation, fully drainable in vertical position.



VRO 1/2" - 3/4"



VRO 1" - 6"



CODE	Size inch	DN	ØTC (mm)	ID (mm)	L TC (mm)	L BW (mm)	ØW (mm)
VRO-050- AGAG -VT1-71A	1/2"	15	25	9.4	85	80	35
VRO-075- AHAH -VT1-71A	3/4"	20	25	15.75	85	80	35
VRO-100- AJAJ -VT1-71A	1"	25	50.5	22.1	80	80	74
VRO-150- AMAM -VT1-71A	1 1/2"	40	50.5	34.8	80	80	74
VRO-200- ANAN -VT1-71A	2"	50	64	47.5	80	80	85
VRO-300- APAP -VT1-71A	3"	80	91	72.9	100	100	124
VRO-400- ARAR -VT1-71A	4"	100	119	97.4	115	115	159
VRO-600- AVAV -VT2-71A	6"	150	167	146.8	184.5	184.5	222

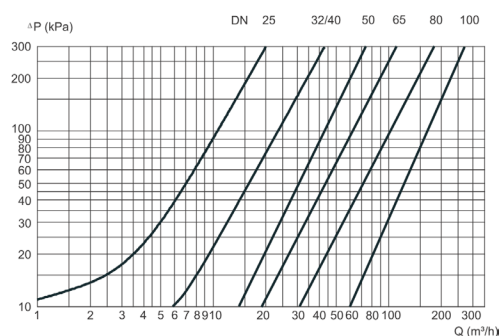
*code **A** = TC Tri-clamp code **B** = BW butt weld
O-Ring material code **V** = FKM code **X** = SILICONE code **E** = EPDM code **F** = FEP code **K** = FFKM

Size range	1/2" - 3/4" - 1" - 1 1/2" - 2" - 3" - 4" - 6"
End connections	Tri-Clamp or butt weld dimensionally according to ASME BPE
Stainless steel in contact parts Material	AISI 316L - 1.4404 *spring in AISI 316 - 1.4401
Shutter Material	From 1/2" to 4": Modified PTFE 6": AISI 316L - 1.4404 + O-ring <i>For continuous steam application: AISI 316L - 1.4404 + O-ring</i>
O-Ring Material	FKM (standard) - SILICONE - EPDM - FEP - FFKM
Internal surface finish	Ra ≤ 0.38µm
Working pressure rating (common use)	From 1 to 6 barg *for other pressures or applications contact us
Working temperature rating	0°C ÷ 150°C (Only for sterilization or short time)
Opening pressure	0.03 ÷ 0.09 barg
Certifications	3.1 material certificates (in contact) according to UNI EN 10204 FDA USP Class VI ATEX other certificates on request

OPTIONAL:

- Butt weld connections extended for orbital welding
- Connections according to other norms
- Stainless steel shutter + O-ring
- Shutter with draining hole
- Oxygen service
- Electropolishing
- Other surface finishes
- Customizable on request
- ATEX certification CE II 2G Ex h IIB T6...T3 Gb
II 2D Ex h IIC T85°C...T155°C Db

Pressure drop/capacity diagram



For the diagram the following applies
medium Water at 25°C

CONFIGURATOR



Last updates can be found on our website - www.aerreinox.it
In the interests of development of the product, we reserve the right to change the specifications without prior notice

DATASHEETS

